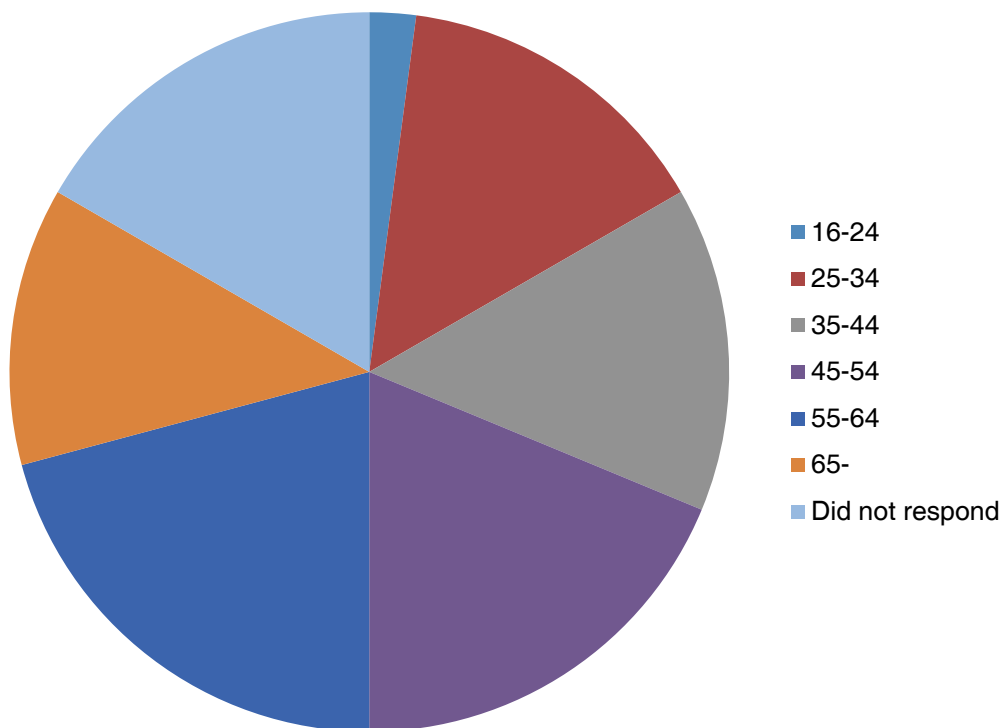


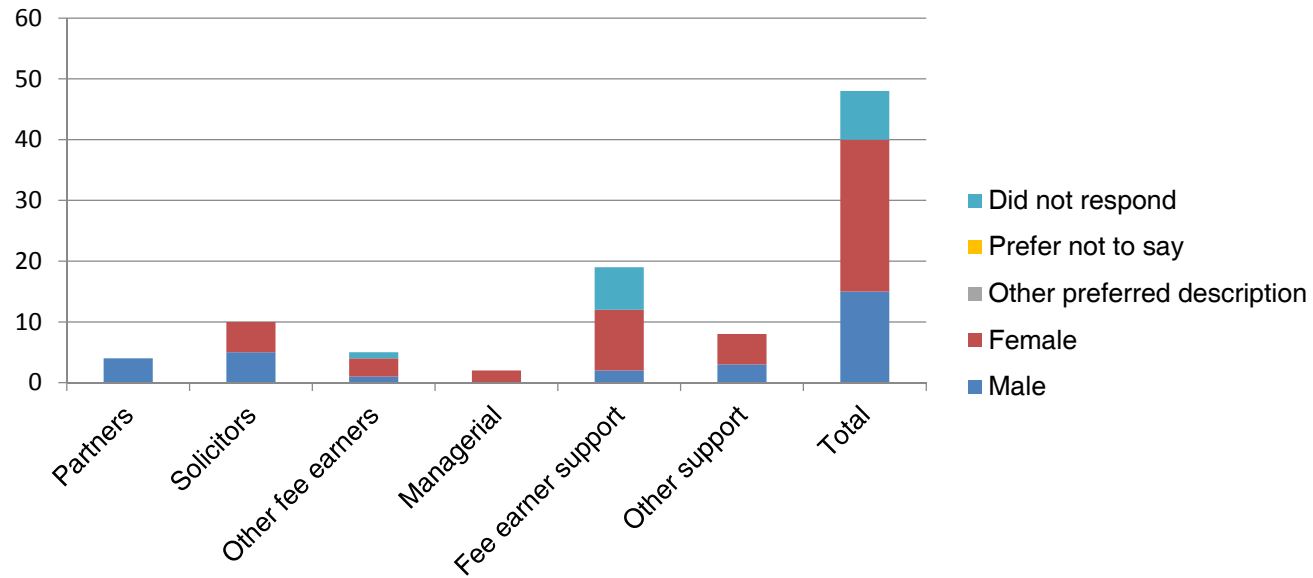
Age distribution of employees 2019

Age	Number	%
16-24	1	2.08
25-34	7	14.58
35-44	7	14.58
45-54	9	18.75
55-64	10	20.83
65-	6	12.50
Did not respond	8	16.67
	48	100.00



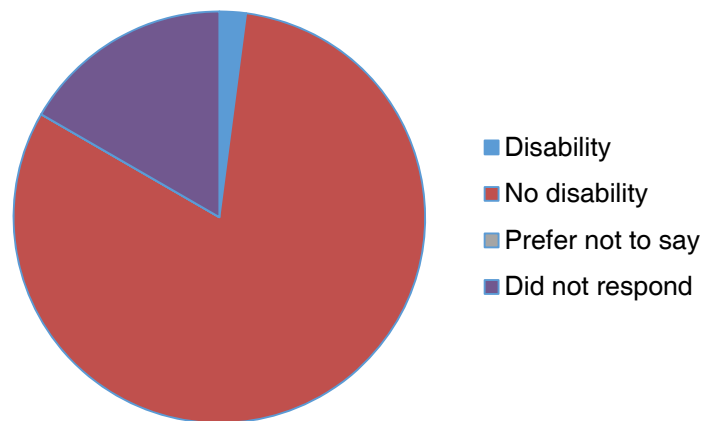
Gender distribution of employees 2019

Role	Number	Male	Female	Other preferred description	Prefer not to say	Did not respond
Partners	4	4	0	0	0	0
Solicitors	10	5	5	0	0	0
Other fee earners	5	1	3	0	0	1
Managerial	2	0	2	0	0	0
Fee earner support	19	2	10	0	0	7
Other support	8	3	5	0	0	0
Total	48	15	25	0	0	8



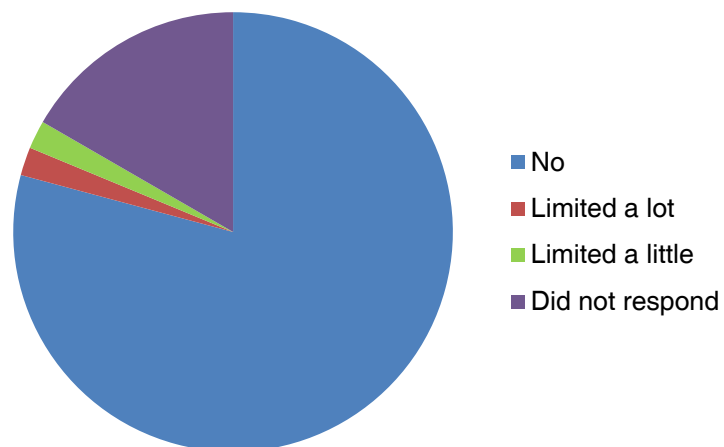
Disability data 2019

Response	Number	%
Disability	1	2.08
No disability	39	81.25
Prefer not to say	0	0.00
Did not respond	8	16.67
	48	100.00



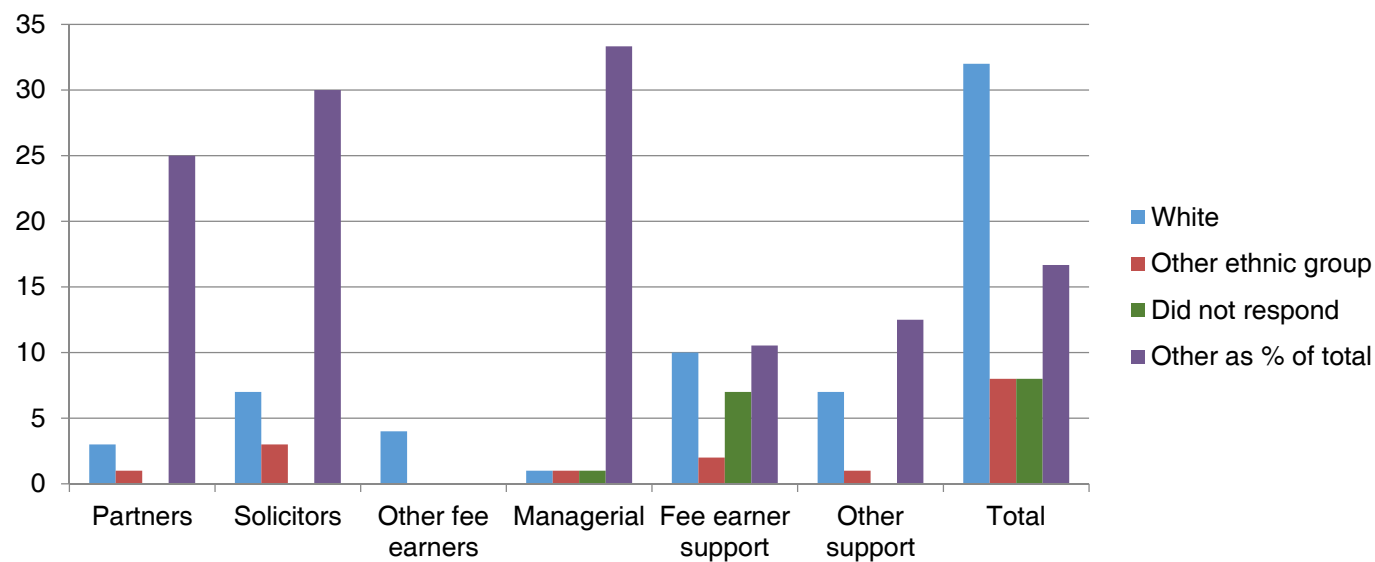
Are your day-to-day activities limited because of a health problem or disability which has lasted, or is expected to last, at least 12 months?

No	38	79.17
Limited a lot	1	2.08
Limited a little	1	2.08
Did not respond	8	16.67
	48	100.00

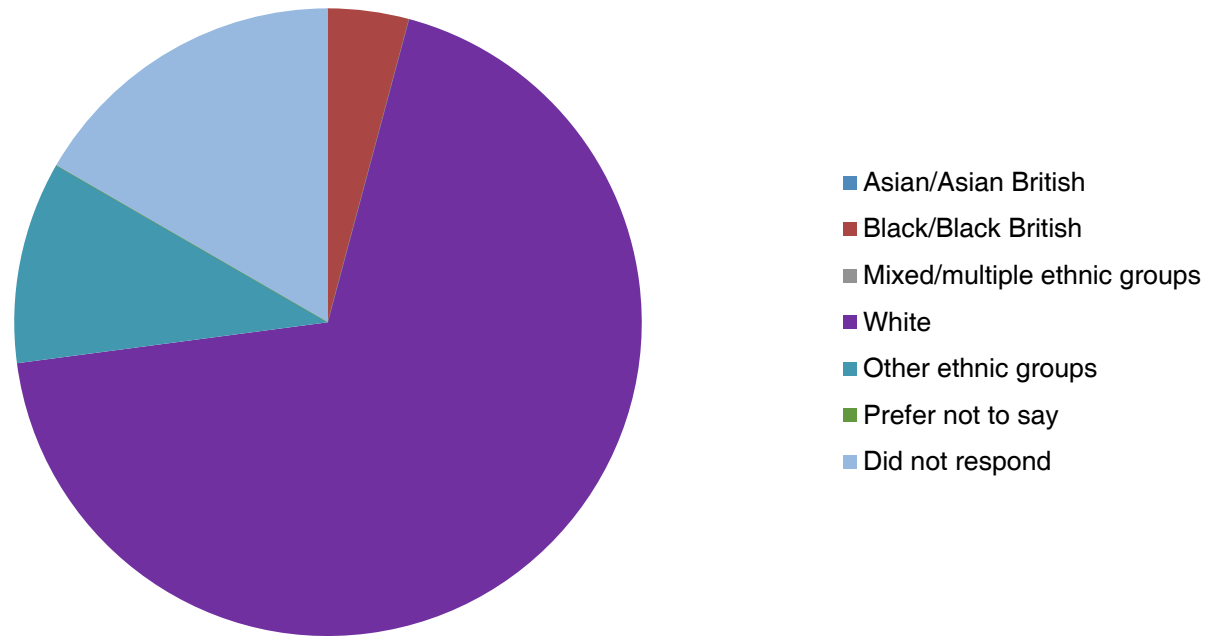


Ethnic distribution of employees 2019

Role	Number	White	Other ethnic group	Did not respond	Other as % of total
Partners	4	3	1	0	25.00
Solicitors	10	7	3	0	30.00
Other fee earners	4	4	0	0	0.00
Managerial	3	1	1	1	33.33
Fee earner support	19	10	2	7	10.53
Other support	8	7	1	0	12.50
Total	48	32	8	8	16.67

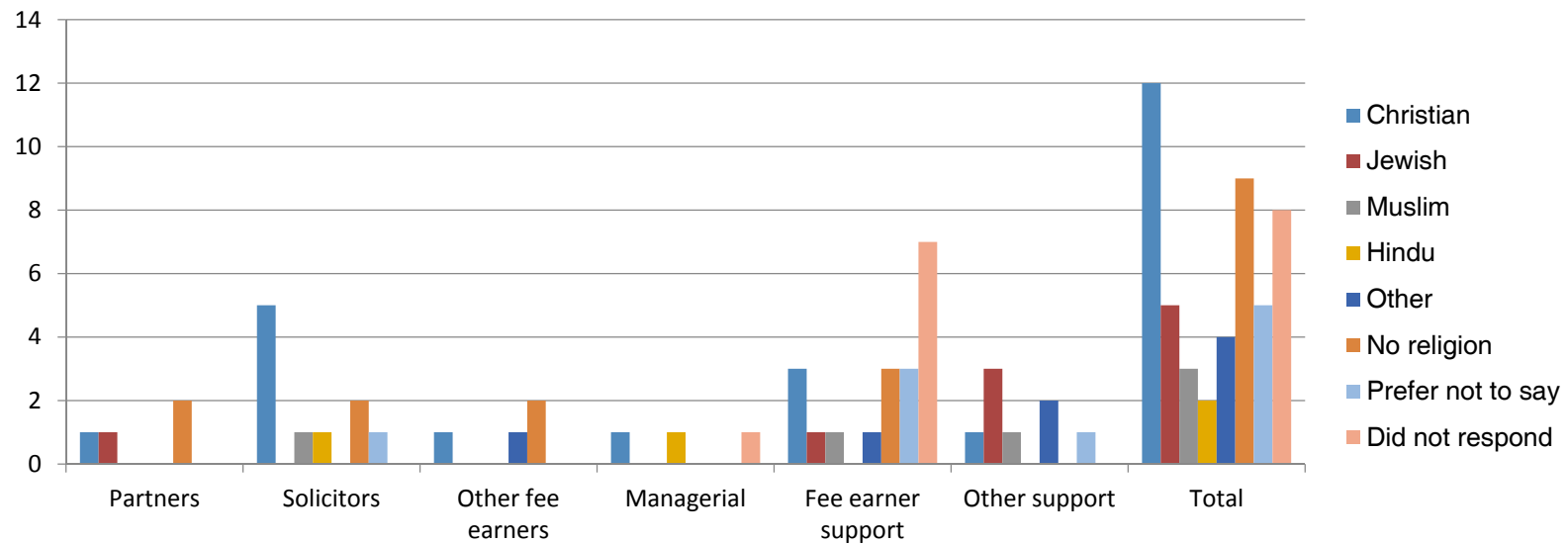


Asian/Asian British	0
Black/Black British	2
Mixed/multiple ethnic groups	0
White	33
Other ethnic groups	5
Prefer not to say	0
Did not respond	8
	48



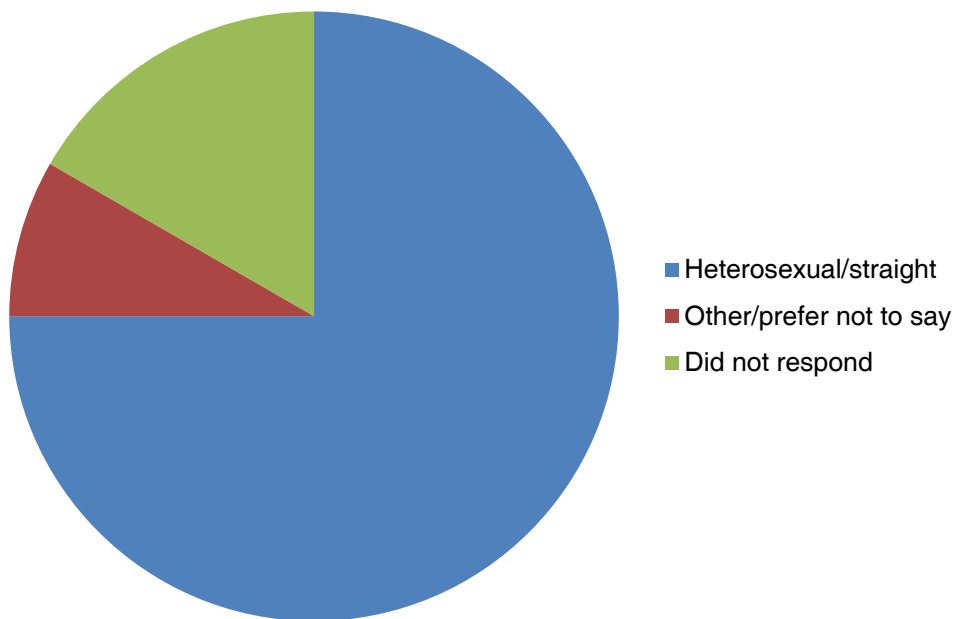
Religious distribution of employees 2019

Role	Number	Christian	Jewish	Muslim	Hindu	Other	No religion	Prefer not to say	Did not respond
Partners	4	1	1	0	0	0	2	0	0
Solicitors	10	5	0	1	1	0	2	1	0
Other fee earners	4	1	0	0	0	1	2	0	0
Managerial	3	1	0	0	1	0	0	0	1
Fee earner support	19	3	1	1	0	1	3	3	7
Other support	8	1	3	1	0	2	0	1	0
Total	48	12	5	3	2	4	9	5	8



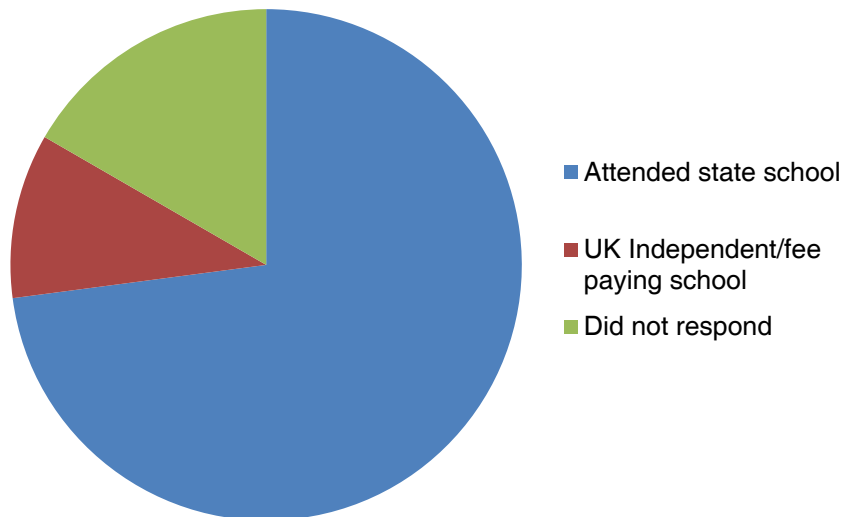
Sexual orientation 2019

Heterosexual/straight	36
Other/prefer not to say	4
Did not respond	8

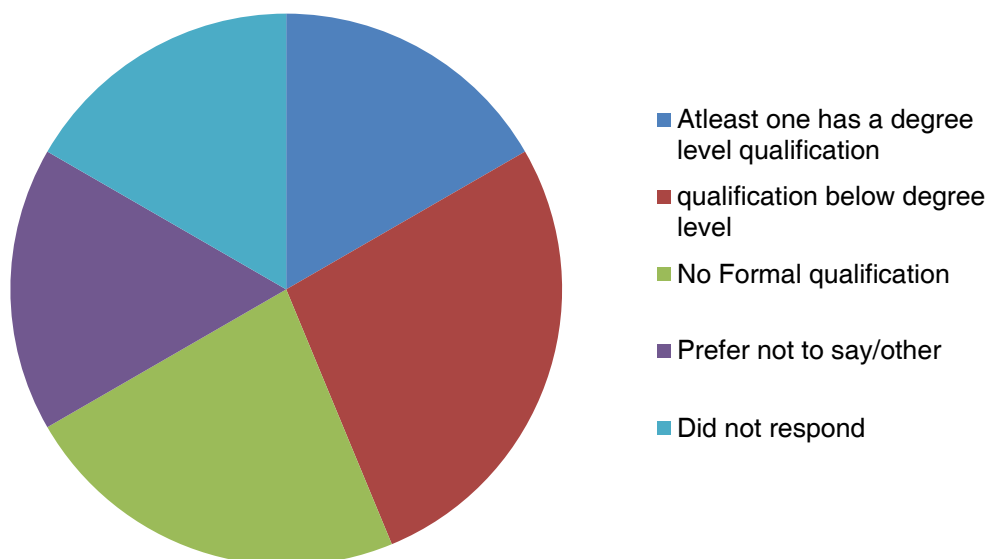


Education of employees 2019

Attended state school	35
UK Independent/fee paying school	5
Did not respond	8



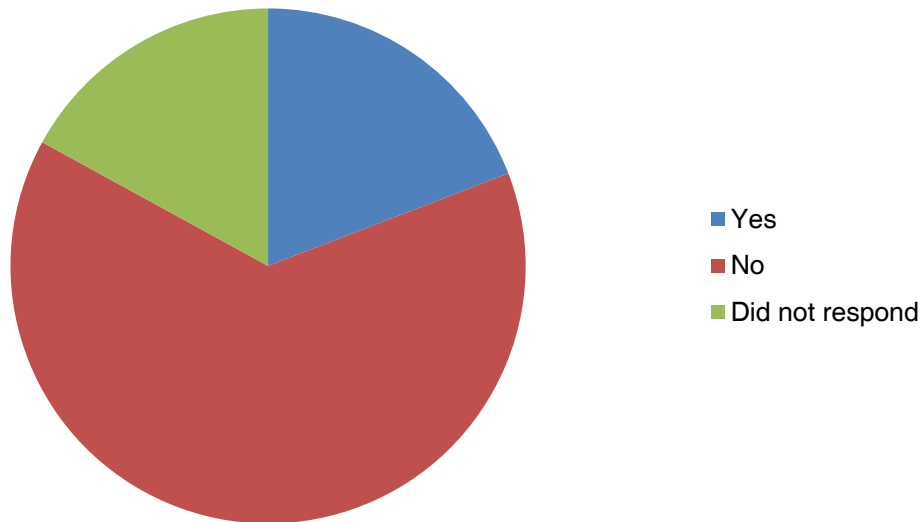
Atleast one has a degree level qualification	8
qualification below degree level	13
No Formal qualification	11
Prefer not to say/other	8
Did not respond	8



Caring responsibilities 2019

Are you a primary carer for a child or children under 18?

Yes	9
No	30
Did not respond	8



Do you look after or care for somebody with long-term physical or mental ill-health caused by disability or age (not in a paid capacity)?

No	35
Yes, 1 - 19 hours per week	3
Yes, 20 - 49 hours per week	1
Yes, 50 or more hours per week	1
Did not respond	8

